

1.	Name of Listed Entity: <b>METROPOLITAN STOCK EXCHANGE OF INDIA LIMITED</b>	
2.	Scrip Code/Name of Scrip/Class of Security: <b>EQUITY SHARES</b>	
3.	Share Holding Pattern Filed under: <b>Reg.31(1)(b)</b>	
	a. if under 31(1)(b) then indicate the report for quarter ending: <b>June 30, 2018</b>	
	b. if under 31(1)(c) then indicate date of allotment/extinguishment	
4.	Declaration : The Listed entity is required to submit the following declaration to the extent of submission of information:	
	Particulars	
a	Whether the Listed Entity has issued any partly paid up shares	YES* NO*
b	Whether the Listed Entity has issued any Convertible Securities or Warrants?	Yes**
c	Whether the Listed Entity has any shares against which depository receipts are issued?	NO
d	Whether the Listed Entity has any shares in locked-in?	NO
e	Whether any shares held by promoters are pledge or otherwise encumbered?	NO
<p>** 18125 warrants offered under the Rights Issue-2016 were converted into 18,125 Equity shares of Re.1 /- each by the Board at its Meeting held on May 10, 2018 and in addition to the above, 15,000 warrants issued as per Scheme of Reduction cum Arrangement sanctioned by Hon'ble High Court of Bombay vide Order dated March 12, 2010 passed in CP no. 43/2010 were also converted into 15,000 equity shares of Re.1/- each and issued to Ms. Pratechee Shukla.</p>		




Table I - Summary Statement holding of specified securities

Category	Category of Shareholder	No of Shareholders	No of fully paid up equity shares held	No of Partly paid-up equity shares held	No of Shares Underlying Depository Receipts	Total No of Shares Held (VII) = (IV)+(V)+(VI)	Shareholding as a % of total no of shares (As a % of (A+B+C+D))	Number of Voting Rights held in each class of securities		No of Shares Underlying Outstanding convertible securities (Including Warrants)	Shareholding as a % assuming full conversion of convertible Securities (as a percentage of diluted share capital)	Number of equity shares held in dematerialized form	
								No of Voting Rights					Total as a % of (A+B+C+D)
								Class X	Total				
(I)	(II)	(III)	(IV)	(V)	(VI)	(VII)	(VIII)	(IX)		(X)	(XI)	(XIV)	
(A)	Promoter & Promoter Group	0	0	0	0	0	0.00	0	0	0.00	0	0.00	0
(B)	Public	37308	3,757,642,539	0	0	3,757,642,539	78.57	3,757,642,539	3,757,642,539	78.57	40,945	78.57	3,757,642,539
(C)	Non Promoter-Non Public	0	0	0	0	0	0.00	0	0	0.00	0	0.00	0
(C1)	Shares underlying DRs	0	0	0	0	0	0.00	0	0	0.00	0	0.00	0
(C2)	Shares held by Employes Trusts	1	5,672,734	0	0	5,672,734	0.12	5,672,734	5,672,734	0.12	0	0.12	5,672,734
(D)	Trading Members and Associates of Trading Members	75	1,019,086,785	0	0	1,019,086,785	21.31	1,019,086,785	1,019,086,785	21.31	0	21.31	1,019,086,785
	<b>Total:</b>	<b>37384</b>	<b>4,782,402,058</b>	<b>0</b>	<b>0</b>	<b>4,782,402,058</b>	<b>100.00</b>	<b>4,782,402,058</b>	<b>4,782,402,058</b>	<b>100.00</b>	<b>40,945</b>	<b>100.00</b>	<b>4,782,402,058</b>




Table II - Statement showing shareholding pattern of the Promoter and Promoter Group

Category	Category & Name of the Shareholder	No of Shareholders	No of fully paid up equity shares held	No of Partly paid-up equity shares held	No of Shares Underlying Depository Receipts	Total No of Shares Held (IV+V+VI)	Shareholding as a % of total no of shares (calculated as per SCRR, 1957 (VIII) As a % of (A+B+C2)	Number of Voting Rights held in each class of securities		No of Shares Underlying Outstanding convertible securities (Including Warrants)	Shareholding as a % assuming full conversion of convertible Securities (as a percentage of diluted share capital) (VII)+(X) As a % of	Number of equity shares held in dematerialized form	
								No of Voting Rights	Total as a % of (A+B+C)				
								Class X	Total				
	(I)	(III)	(IV)	(V)	(VI)	(VII)	(VIII)	(IX)		(X)	(XI)	(XIV)	
(1)	Indian												
(a)	Individuals/Hindu undivided Family	0	0	0	0	0	0.00	0	0	0.00	0	0.00	0
(b)	Central Government/State Government(s)	0	0	0	0	0	0.00	0	0	0.00	0	0.00	0
(c)	Financial Institutions/Banks	0	0	0	0	0	0.00	0	0	0.00	0	0.00	0
(d)	Any Other	0	0	0	0	0	0.00	0	0	0.00	0	0.00	0
	<b>Sub-Total (A)(1)</b>	<b>0</b>	<b>0</b>	<b>0</b>	<b>0</b>	<b>0</b>	<b>0.00</b>	<b>0</b>	<b>0</b>	<b>0.00</b>	<b>0</b>	<b>0.00</b>	<b>0</b>
(2)	Foreign												
(a)	Individuals (Non-Resident Individuals/Foreign Individuals	0	0	0	0	0	0.00	0	0	0.00	0	0.00	0
(b)	Government	0	0	0	0	0	0.00	0	0	0.00	0	0.00	0
(c)	Institutions	0	0	0	0	0	0.00	0	0	0.00	0	0.00	0
(d)	Foreign Portfolio Investor	0	0	0	0	0	0.00	0	0	0.00	0	0.00	0
(e)	Any Other	0	0	0	0	0	0.00	0	0	0.00	0	0.00	0
	<b>Sub-Total (A)(2)</b>	<b>0</b>	<b>0</b>	<b>0</b>	<b>0</b>	<b>0</b>	<b>0.00</b>	<b>0</b>	<b>0</b>	<b>0.00</b>	<b>0</b>	<b>0.00</b>	<b>0</b>
	<b>Total Shareholding of Promoter and Promoter Group (A)=(A)(1)+(A)(2)</b>	<b>0</b>	<b>0</b>	<b>0</b>	<b>0</b>	<b>0</b>	<b>0.00</b>	<b>0</b>	<b>0</b>	<b>0.00</b>	<b>0</b>	<b>0.00</b>	<b>0</b>



Table III - Statement showing shareholding pattern of the Public shareholder

Category	Category & Name of the Shareholder	PAN	No of Shareholders	No of fully paid up equity shares held	No of Partly paid-up equity shares held	No of Shares Underlying Depository Receipts	Total No of Shares Held (IV+V+VI)	Shareholding as a % of total no of shares (A+B+C2)	Number of Voting Rights held in each class of securities		No of Shares Underlying Outstanding convertible securities (including Warrants)	Shareholding as a % assuming full conversion of convertible Securities (as a percentage of diluted share capital)	Number of equity shares held in dematerialized form	
									No of Voting Rights					Total as a % of (A+B+C)
									Class X	Total				
(I)	(II)	(III)	(IV)	(V)	(VI)	(VII)	(VIII)	(IX)		(X)	(XI)	(XIV)		
(1)	Institutions													
(a)	Mutual Funds													
(b)	Venture Capital Funds													
(c)	Alternate Investment Funds													
(d)	Foreign Venture Capital Investors													
(e)	Foreign Portfolio Investors													
(f)	<b>Financial Institutions/Banks</b>		<b>4</b>	<b>111,875,000</b>			<b>111,875,000</b>	<b>2.34</b>	<b>111,875,000</b>	<b>111,875,000</b>	<b>2.34</b>		<b>111,875,000</b>	
	IFCI LIMITED	AAACT066BG	1	71,875,000			71,875,000	1.50	71,875,000	71,875,000	1.50		71,875,000	
(g)	Insurance Companies													
(h)	Provident Funds/Pension Funds													
(i)	Any Other													
	<b>Sub Total (B)(1)</b>		<b>4</b>	<b>111,875,000</b>			<b>111,875,000</b>	<b>2.34</b>	<b>111,875,000</b>	<b>111,875,000</b>	<b>2.34</b>		<b>111,875,000</b>	
(2)	Central Government/State Government(s)/President of India													
	<b>Sub Total (B)(2)</b>													
(3)	Non-Institutions													
(a)	i. Individual shareholders holding nominal share capital up to Rs.2 lakhs		34,426	1,028,219,101			1,028,219,101	21.50	1,028,219,101	1,028,219,101	21.50	40,945	1,028,219,101	
	ii. Individual shareholders holding nominal share capital in excess of Rs. 2 Lakhs		1,379	1,363,693,313			1,363,693,313	28.51	1,363,693,313	1,363,693,313	28.51		1,363,693,313	
	RADHAKISHAN S DAMANI	AAGFD5938A	1	119,363,496			119,363,496	2.50	119,363,496	119,363,496	2.50		119,363,496	
	RAJEEV GUPTA	AADPG3820H	1	99,108,353			99,108,353	2.07	99,108,353	99,108,353	2.07		99,108,353	
	DHANESH S SHAH	ABFPS0196K	1	80,000,000			80,000,000	1.67	80,000,000	80,000,000	1.67		80,000,000	
	PRADEEP SHAH BAJAJ	ADDPJ6252D	1	50,000,000			50,000,000	1.05	50,000,000	50,000,000	1.05		50,000,000	
	TUSHAR J THAKKER	ADSP11182F	1	20,250,000			20,250,000	0.42	20,250,000	20,250,000	0.42		20,250,000	
(b)	NBFCs Registered with RBI													
(c)	Employee Trusts													
(d)	Overseas Depositories (Holding DRs)(Balancing figure)													
(e)	Any Other													
(i)	<b>CORPORATES</b>		<b>160</b>	<b>461,737,000</b>			<b>461,737,000</b>	<b>9.65</b>	<b>461,737,000</b>	<b>461,737,000</b>	<b>9.65</b>		<b>461,737,000</b>	
	MULTI COMMODITY EXCHANGE OF INDIA LTD	AADC8239K	1	331,777,008			331,777,008	6.94	331,777,008	331,777,008	6.94		331,777,008	
	Bennett, Coleman And Company Limited	AAACB4373Q	1	50,700,000			50,700,000	1.06	50,700,000	50,700,000	1.06		50,700,000	
(ii)	<b>LLP</b>		<b>19</b>	<b>115,443,853</b>			<b>115,443,853</b>	<b>2.41</b>	<b>115,443,853</b>	<b>115,443,853</b>	<b>2.41</b>		<b>115,443,853</b>	
	AADI FINANCIAL ADVISORS LLP	AARFA5161F	1	97,350,000			97,350,000	2.04	97,350,000	97,350,000	2.04		97,350,000	
(iii)	<b>HUF</b>		<b>1,206</b>	<b>218,528,365</b>			<b>218,528,365</b>	<b>4.57</b>	<b>218,528,365</b>	<b>218,528,365</b>	<b>4.57</b>		<b>218,528,365</b>	
	<b>NON RESIDENT INDIANS</b>		<b>57</b>	<b>19,605,008</b>			<b>19,605,008</b>	<b>0.41</b>	<b>19,605,008</b>	<b>19,605,008</b>	<b>0.41</b>		<b>19,605,008</b>	
(iv)	<b>NRI - Non-repatriation</b>		<b>57</b>	<b>438,540,899</b>			<b>438,540,899</b>	<b>9.17</b>	<b>438,540,899</b>	<b>438,540,899</b>	<b>9.17</b>		<b>438,540,899</b>	
	Siddharth Balachandran	AHYPB6309G	1	238,409,950			238,409,950	4.99	238,409,950	238,409,950	4.99		238,409,950	
	HARSHIL KANTILAL KOTHARI	ADRPK3254G	1	69,169,408			69,169,408	1.45	69,169,408	69,169,408	1.45		69,169,408	
	MAIANK BHARAT KUMAR MEHTA	ARZPM8585E	1	88,754,112			88,754,112	1.86	88,754,112	88,754,112	1.86		88,754,112	
	<b>Sub Total (B)(3)</b>		<b>37,304</b>	<b>3,645,767,539</b>			<b>3,645,767,539</b>	<b>76.23</b>	<b>3,645,767,539</b>	<b>3,645,767,539</b>	<b>76.23</b>	<b>40,945</b>	<b>3,645,767,539</b>	
	<b>Total Public Shareholding (B) = (B)(1)+(B)(2)+(B)(3)</b>		<b>37,308</b>	<b>3,757,642,629</b>			<b>3,757,642,629</b>	<b>78.57</b>	<b>3,757,642,629</b>	<b>3,757,642,629</b>	<b>78.57</b>	<b>40,945</b>	<b>3,757,642,629</b>	




Table IV - Statement showing shareholding pattern of the Non Promoter - Non Public Shareholder

Category	Category & Name of the Shareholder	No of Shareholders	No of fully paid up equity shares held	No of Partly paid-up equity shares held	No of Shares Underlying Depository Receipts	Total No of Shares Held (IV+V+VI)	Shareholding as a % of total no of shares (A+B+C2)	Number of Voting Rights held in each class of securities		No of Shares Underlying Outstanding convertible securities (Including Warrants)	Shareholding as a % assuming full conversion of convertible Securities (as a percentage of diluted share capital)	Number of equity shares held in dematerialized form
								No of Voting Rights	Total as a % of (A+B+C)			
								Class X	Total			
C	(I)	(III)	(IV)	(V)	(VI)	(VII)	(VIII)	(IX)		(X)	(XI)	(XIV)
(i)	Custodian/DR Holder	0	0	0	0	0	0.00	0	0	0.00	0	0
(ii)	Employee Benefit Trust (under SEBI(Share based Employee Benefit) Regulations 2014)	1	5,672,734	0	0	5,672,734	0.12	5,672,734	5,672,734	0.12	0	5,672,734
	<b>Total Non-Promoter-Non Public Shareholding (C) = (C)(i)+(C)(ii)</b>	<b>1</b>	<b>5,672,734</b>	<b>0</b>	<b>0</b>	<b>5,672,734</b>	<b>0.12</b>	<b>5,672,734</b>	<b>5,672,734</b>	<b>0.12</b>	<b>0</b>	<b>5,672,734</b>



Table IV - Statement showing shareholding pattern of the Non Promoter - Non Public Shareholder

Category	Category & Name of the Shareholder	PAN	No of Shareholders	No of fully paid up equity shares held	No of Partly paid-up equity shares held	No of Shares Underlying Depository Receipts	Total No of Shares Held (IV+V+VI)	Shareholding as a % of total no of shares (A+B+C2)	Number of Voting Rights held in each class of securities		No of Shares Underlying Outstanding convertible securities (Including Warrants)	Shareholding as a % assuming full conversion of convertible Securities (as a percentage of diluted share capital)	Number of equity shares held in dematerialized form	
									No of Voting Rights	Total as a % of (A+B+C)				
D	(I)		(III)	(IV)	(V)	(VI)	(VII)	(VIII)	Class X	Total	(IX)	(X)	(XI)	(XIV)
	<b>Trading Member and Associate of Trading Member</b>													
1	Trading Member Individuals		1	350,000			350,000	0.01	350,000	350,000	0	-	0.01	350,000
2	Trading Member Corporate		11	4,187,650			4,187,650	0.09	4,187,650	4,187,650	0	-	0.09	4,187,650
3	Trading Member Banks		15	606,907,564			606,907,564	12.69	606,907,564	606,907,564	12.69	-	12.69	606,907,564
	UNION BANK OF INDIA	AAACU0564G	1	108,750,000			108,750,000	2.27	108,750,000	108,750,000	2.27	-	2.27	108,750,000
	STATE BANK OF INDIA	AAACS8577K	1	97,400,000			97,400,000	2.04	97,400,000	97,400,000	2.04	-	2.04	97,400,000
	BANK OF BARODA	AAACB1534F	1	83,757,564			83,757,564	1.75	83,757,564	83,757,564	1.75	-	1.75	83,757,564
	BANK OF INDIA	AAACB0472C	1	50,000,000			50,000,000	1.05	50,000,000	50,000,000	1.05	-	1.05	50,000,000
	ALLAHABAD BANK	AACCA8464F	1	50,000,000			50,000,000	1.05	50,000,000	50,000,000	1.05	-	1.05	50,000,000
	PUNJAB NATIONAL BANK	AAACP0165G	1	50,000,000			50,000,000	1.05	50,000,000	50,000,000	1.05	-	1.05	50,000,000
4	Associate of Trading Member - Individual		44	92,396,014			92,396,014	1.93	92,396,014	92,396,014	1.93	-	1.93	92,396,014
	Viral Amal Parikh	AADPP9379G		72,000,000			72,000,000	1.51	72,000,000	72,000,000	1.51	-	1.51	72,000,000
5	Associate of Trading Member - LLP		1	40,000,000			40,000,000	0.84	40,000,000	40,000,000	0.84	-	0.84	40,000,000
6	Associate of Trading Member - Corporate		3	275,245,557			275,245,557	5.76	275,245,557	275,245,557	5.76	-	5.76	275,245,557
	IL & FS Financial Services Limited	AAACI4805L		119,109,627			119,109,627	2.49	119,109,627	119,109,627	2.49	-	2.49	119,109,627
	Trust Investment Advisors Private Limited	AACCT4545N		119,115,930			119,115,930	2.49	119,115,930	119,115,930	2.49	-	2.49	119,115,930
	<b>Total Trading Member &amp; Associate of Trading Member Shareholding (D) = (D)(1)+(D)(2)+(D)(3)+(D)(4)+(D)(5)+(D)(6)</b>		75	1,019,086,785			1,019,086,785	21.31	1,019,086,785	1,019,086,785	21.31	-	21.31	1,019,086,785



Details of the shareholders acting as persons in Concert including their Shareholding:			
Name of Shareholder	Name of PAC	No of shares	Holding%
Nil			
<b>Total:</b>		<b>0</b>	<b>0</b>



Details of Shares which remain unclaimed may be given hear along with details such as number of shareholders,	
No of Shareholders	No of shares
	Nil

